




Premier Health Products

The leading distributor, designer and importer of shiatsu massage chairs utilizing shiatsu massage therapy.



Call-1-866-629-7626 

Home

Shipping

Products

Back
Education

Warranty

Contact Us


Kneading motor or assembly damage

For questions, clarifications or assistance call 303-670-8882

When hearing a knocking from the backrest of the chair during the kneading mode the first thing to check is the kneading bracket. Follow the instructions for [removal of the back cover](#) to get to the assembly



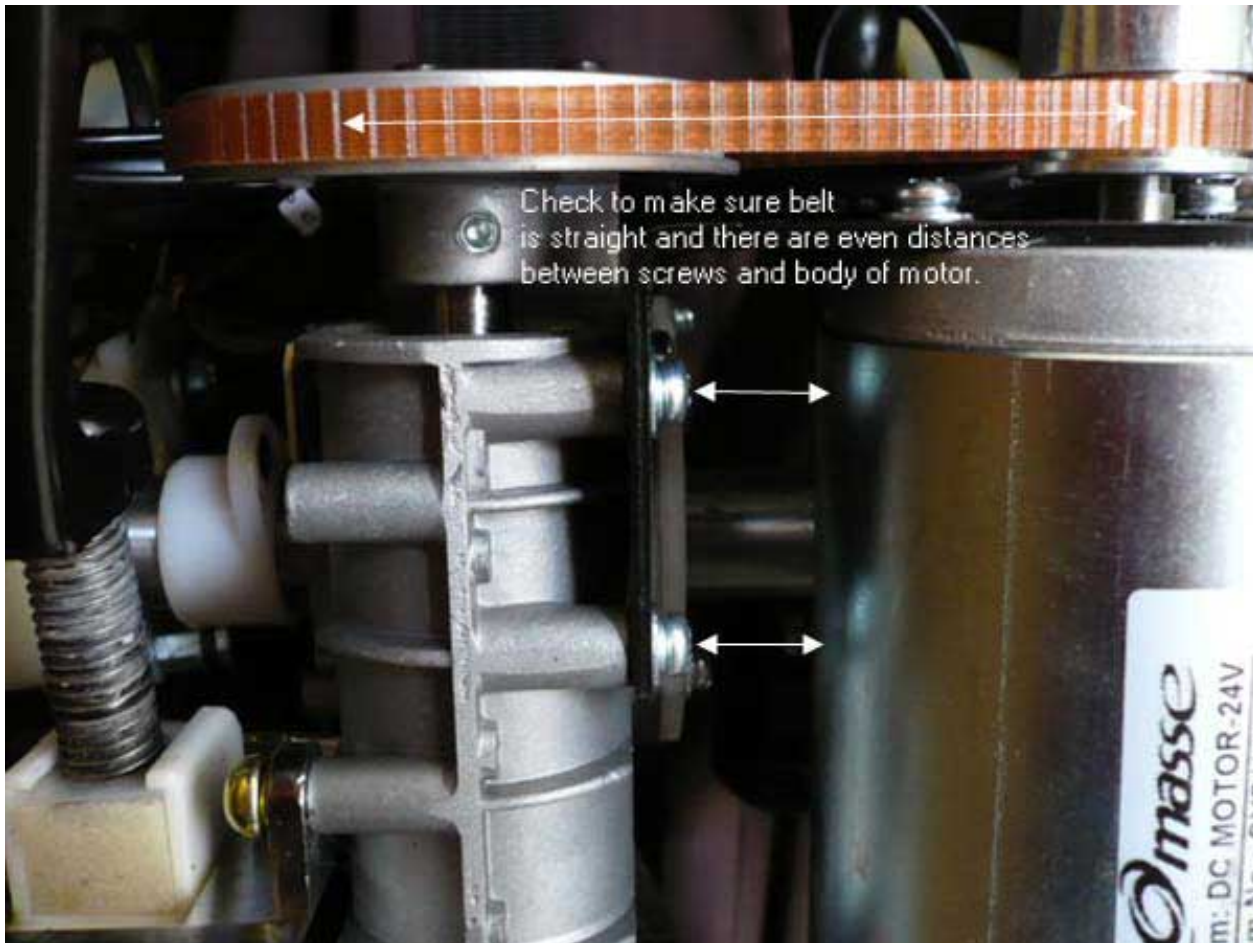
The first sign of a problem is that the stickers on the kneading motor may be scraped off as shown or you may see scratches on the motor itself.



Regardless of the condition of the stickers the next thing to check is for damage to the kneading motor fixing bracket.



Compare the above picture to the one below of an undamaged bracket.



If the belt is not straight or the distances between the two screws and the motor above are not the same you may have a damaged kneading assembly.

Call 303-670-8882 if you have any questions or need additional assistance.