
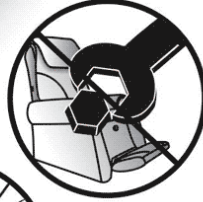


## SAFETY PRECAUTION

 TO PREVENT ANY POSSIBLE DAMAGE, ACCIDENT, OR INJURY, PLEASE PAY ATTENTION TO THE FOLLOWING INSTRUCTIONS




1. DO NOT let children play on the chair.




2. DO NOT attempt to uninstall, repair, or modify the chair without the technician accompanying or instructions of the company.



3. If users feel unwell or ill when using the chair, please stop and turn off the power immediately.



4. Keep hands and feet away from the massage mechanical devices.



5. UNPLUG the power cord ,and keep hands and feet dry when doing maintenance.



6. Persons with any of the following conditions MUST consult their physicians before using the chair:

- (1) Persons with heart diseases.
- (2) Persons with malignant tumors.
- (3) Women who are pregnant or menstruating.
- (4) Persons with spinal abnormalities or curvature.
- (5) Persons who are being treated or just finished treatment.
- (6) Persons with osteoporosis.
- (7) Persons who require rest.


- 7 • DO NOT use the chair under dirty, greasy, smoggy, or humid environment.
- 8 • DO NOT expose the chair directly to the sunshine, and DO NOT place the chair too close to other electric appliances.
- 9 • DO NOT clean the chair with alcohol or evaporative solutions.
- 10 • UNPLUG the power cord and DO NOT use the chair if the leather or fabric cover is torn or worn-out. Contact the company 's maintenance department immediately .

- 11 • Users with hair pomade, please place a towel under their heads in order to protect the leather or cloth cover .



- 12 • DO NOT load two persons on the chair at the same time.

- 13 • Persons under 16 years old DO NOT use solely without any adult accompanying.

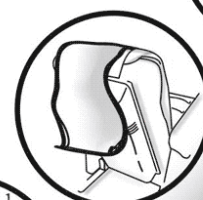


- 14 • Persons who weigh over 260 pounds DO NOT use.

- 15 • Taking out of the foam from the back pad results in stronger massage.



- 16 • DO NOT drink and eat during massaging.



- 17. Persons who are drunk DO NOT use the chair.



**SAFETY PRECAUTION**


## CAUTIONS FOR THE WARMER



1. To prevent any burns, DO NOT be barebacked or remove the back pad when using the warmer, combined with the function of fixed-point massage.
2. To prevent any burns, children, disabled people and persons who are senseless, DO NOT use the function of fixed-point warmer.
3. DO NOT use the warmer for more than 30 minutes. Please turn off the warmer for a few minutes before using it again. Continuously using the warmer may result in over-heat and burns.
4. The best usage of the warmer is to combine with the overall mode, so that users feel not only more comfortable but also no worry about burns.
5. Turn off the warmer BEFORE shutting down the power of the chair.

In order to protect the chair and extend its life span, please carefully pay attention to and follow the instructions to use the chairs.

1. The motors, electronic components, and mechanisms of the massage chair are designed for 60-minute-non-stop use. Exceeding the time will result in automatic stop of the motors due to the safe and protective devices installed in the motors.
2. In terms of comfortable massage, the best usage for the chair is to use the chairs for not more than 30-minutes. Exceeding the time length will result in users' unwell or uncomfortable feeling..
3. Please take a break and then continue to use the chair .
4. DO NOT leave the chair running without paying attention to it.
5. DO NOT sit or stand on the legrest when it is lifted up.



HOW TO USE THE  
MASSAGE CHAIR PROPERLY



**MICRO-COMPUTER  
FULL-FUNCTIONS  
MESSAGE CHAIR**

→ ELECTRICITY	AC110V-120V/60HZ
→ POWER CONSUMPTION	7W-230W
→ AUTO CUT-OFF	5-30Mins
→ MFG NO.	A-0

POWER CONSUMPTION CHANGE RANGE ACCORDING TO LOAD FUNCTION & WEIGHT